

# Titan II GLV - Gemini Launch Vehicle

New Ware  
1:144 scale  
\$45  
mek.kosmo.cz/newware

**N**ew Ware models has released a suite of five 1:144 Titan II missiles. Three model the production ICBM and two reentry body tests, one with a satellite launch shroud and, for manned spaceflight fans, a Gemini space capsule. Given my past experience with New Ware kits, I snatched up a Gemini version the second I heard about it.

My kit contains 26 resin parts, one piece of photoetched metal and three small decal sheets. Included are an extra first stage engine bell, a spare set of engines, and a spare engine frame. Also included is a set of four ullage motors that are not needed for the Gemini rocket (these are necessary for the satellite launch version of this kit). All of the resin is perfectly cast with no visible air bubbles or any other blemishes. As these kits are hand made, I can't say for sure that the extra parts will be in every box.

The main rocket body is in three sections. The first stage is in two pieces with remarkably fine detail for the scalloped facets that run the length of the body, external conduits, and longerons. The bottom half accurately portrays the bottom fuel tank dome with supports for the engine assembly, as well as oxidizer and fuel suction lines that will mate up with the two engines. The top section of the first stage includes the top dome of the oxidizer tank.

In a brilliant piece of casting, New Ware accurately models

both the rectangular and circular interstage blast ports – a very prominent part of the Titan II. All of these gaps are provided molded into the first stage. There is no need to mess with photoetched parts, or fudge the effect with decals or paint. Most of the holes are flashed over to aid in the casting process and will require only minor cleanup.

The second stage is one piece, which includes the rest of the interstage ring. This interstage section is cast as hollow to make room for the second stage engine. After the kit is assembled, you might have to use a flashlight and a hand mirror to see the engine bell, but you will know it's there.


The twin-motored Titan II engine is made up of seven parts. It will be challenge to clean the flash out of the finely-cast engine frame, but New Ware has provided an extra as a backup. The engines include all major details including both discharge lines, starter, exhaust and oil cooler. Care will be needed to separate the engines from the casting block, but





again, New Ware thoughtfully provided a second set. The engine bells are hollow and have delicate ring detail.

The Gemini capsule is another fantastic piece of casting. Every tiny undulation is represented along the many facets of the command module. There are details for the windows, maneuvering and attitude control thrusters, and even the drogue chute door on the nose. My only criticism of the kit is that there is no decal provided for the black stripes that ran along the

The 1:144 New Ware Titan II GLV is a complete kit. With its excellent casting, full set of decals, and launch stand, there will be no need to go sifting through the spares box or scratch-building missing detail.





The second stage combines a recessed interstage which makes room for the engine nozzle (left). The two-part first stage has built-in blast port holes (center), fuel tank and engine mounts (right).

length of the service module. However, these can be sourced from Xtradecal's XPS1 black stripes or a similar set.

The three small decal sheets provide stencils for all 10 Gemini launches. The sheet contains two each of a United States flag and "United States" stenciling that will go on the Gemini capsule.

The instructions for the kit are professionally drawn, well detailed and include a brief history on the booster and its use with the Gemini program. All parts placement is clear, with no arrows vaguely pointing in the direction of where the part should be glued. The engine assembly alone is shown in nine enlarged scrap views. A second

sheet includes the painting and decal placement guide on one-to-one profile and unrolled views. Two enlarged scrap views show painting and decal placement for the Gemini capsule.

But wait, there's more! New Ware has included a four-piece launch platform for the Titian II. This is a tremendous improvement over drilling a hole through the center nozzle and shoving a brass rod into the missile body to prop up the model. Of course, with its side-by-side twin engines, the Titan II lacks a convenient place to drill such a hole. Problem solved!

Real space fans will be delighted with New Ware's new wares. Their Titian II Gemini launch vehicle is a first rate

kit. It is easily the best Titan II GLV on the market. The kit is expertly conceived and executed. The attention to details that could have easily been ignored or minimized makes this kit a winner. The included launch platform is a real plus.

Unlike so many "garage" kits, your heart won't shrivel and sputter upon opening the box. In fact, it might grow three sizes that day. New Ware already makes nice Mercury-Redstone and Mercury-Atlas kits – easily the best in their class. Should I hold my breath for a three-foot 1:144 New Ware Saturn V? Perhaps not.

– John Heck  
IPMS # 42855



Surface detail of the missile body and the minute corrugations on the Gemini capsule are crisp and subtle.